



PIEDMONT

COMMERCE CENTER

1615 PIEDMONT COMMERCE DRIVE | KERNERSVILLE, NC
±193,241 SF AVAILABLE FOR LEASE



BUILDING 3
±193,241 SF AVAILABLE
TOTAL BUILDING: ±246,489 SF

FOR MORE INFORMATION, PLEASE CONTACT

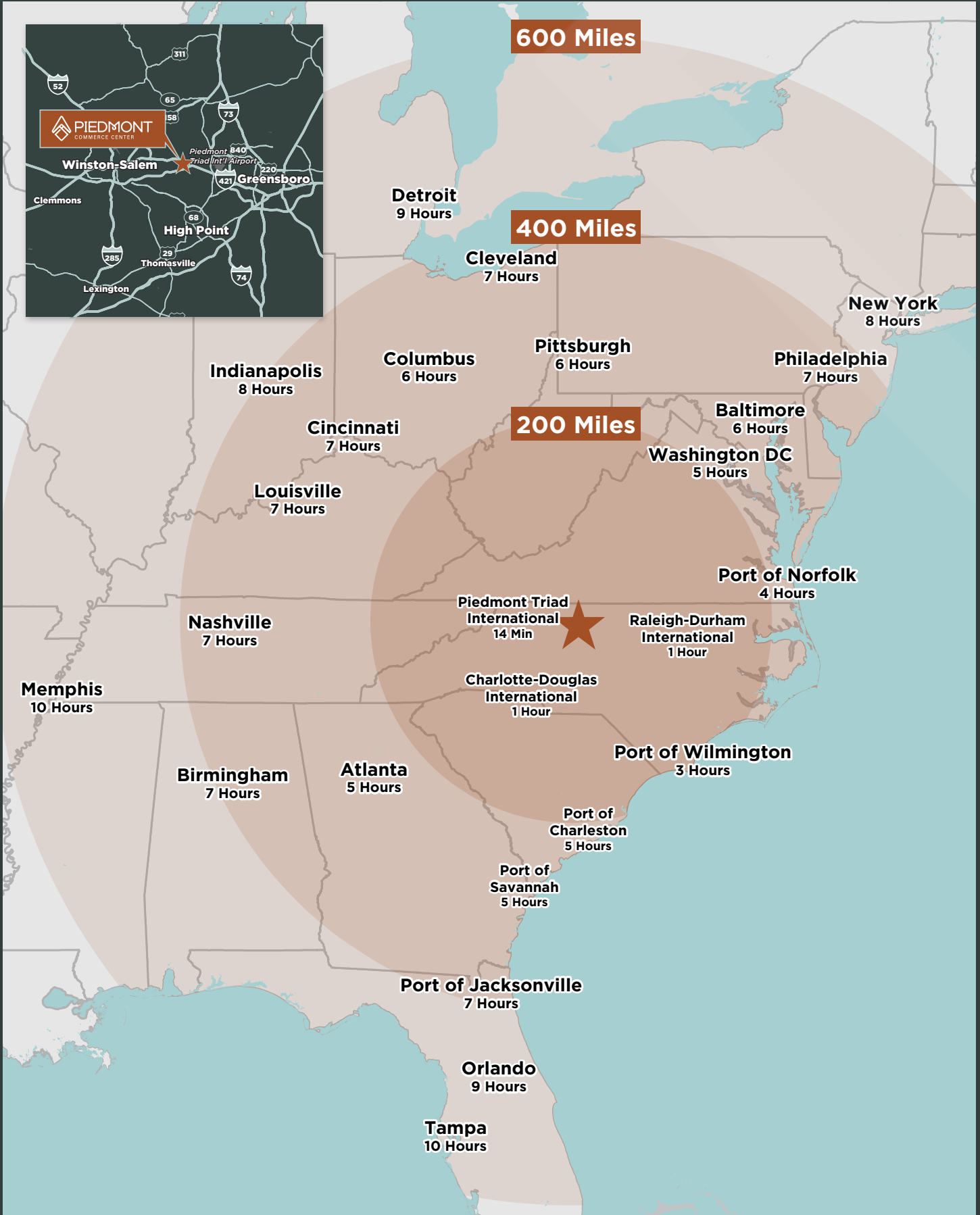
JASON OFSANKO, SIOR
Managing Director
+1 336 812 3300
Jason.Ofsanko@cushwake.com

RYAN CONBOY, SIOR
Senior Director
+1 336 821 3832
Ryan.Conboy@cushwake.com

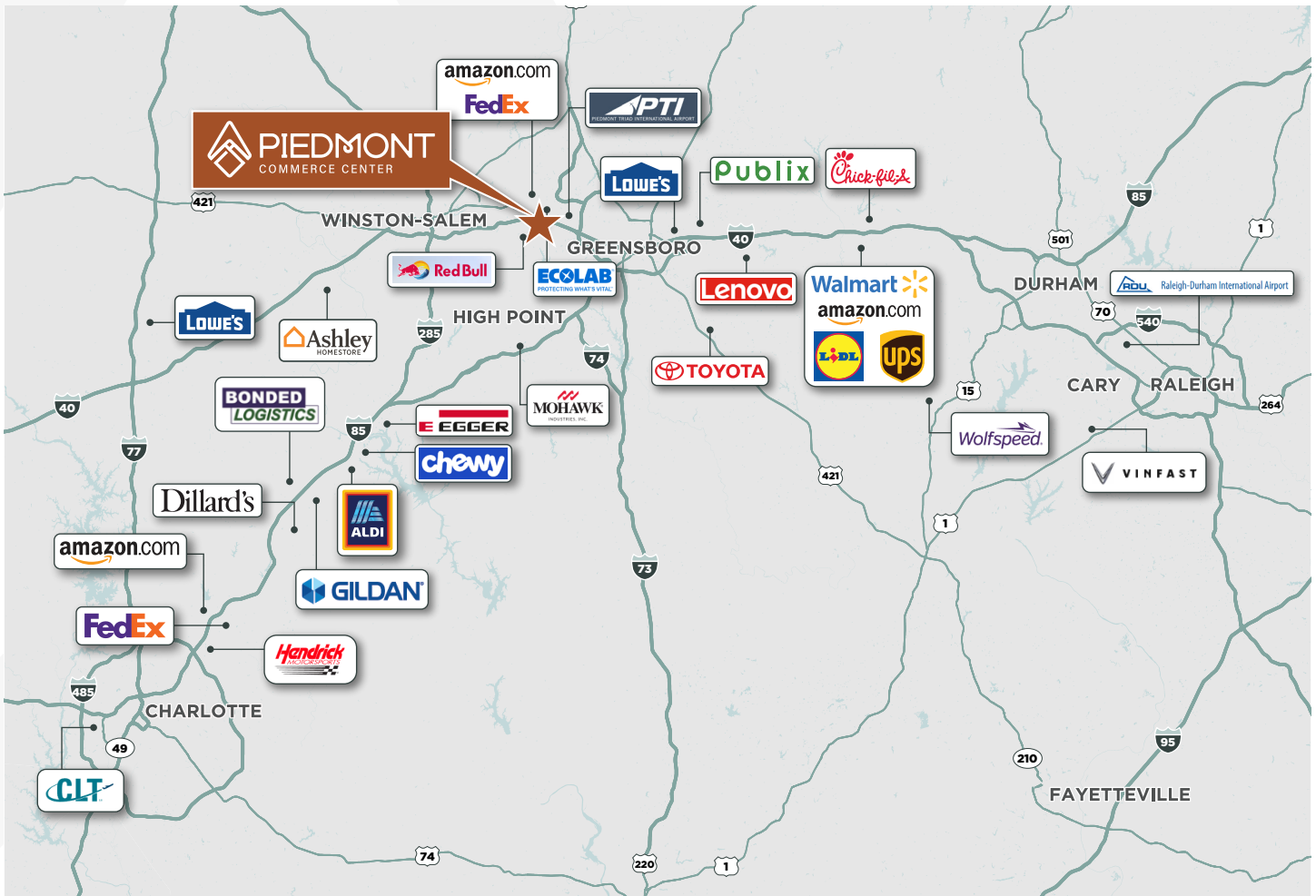
JORDAN MITCHELL
Director
+1 336 201 0495
Jordan.Mitchell@cushwake.com



PROPERTY LOCATION



CORPORATE NEIGHBORS




SITE ADVANTAGES

- Piedmont Commerce Center enjoys a strategic location easily accessible and well-connected to six major interstates, five major east coast seaports, and three international airports.
- All four newly constructed buildings are modern and energy-efficient with easily maneuverable truck courts and onsite trailer parking making the park well suited for all facets of warehousing and distribution operations.
- Centrally located in the Greensboro, Winston-Salem and High Point MSA, Piedmont Commerce Center draws from the most highly skilled and educated workforce in North Carolina's most business-friendly region.
- Lower city and county taxes help reduce the overall cost of doing business to maximize profitability and competitiveness.
- About NorthPoint Development Established in 2012, NorthPoint Development is a privately held real estate operating company specializing in developing, leasing, and managing Class A industrial and multi-family properties. We invest alongside our partners through various fund and venture structures to develop industrial and multi-family assets. We differentiate ourselves with a data-driven approach to site acquisitions and a high level of technical expertise in engineering, architecture, and construction. Through our in-house suite of services, NorthPoint can provide end-to-end expertise, leading to expedited solutions. Today, the company is part of a network of eleven companies with a logistics focus and an emphasis on a factory-to-front-door approach.

MASTER PLAN



BUILDING 3 SPECS



±193,241 SF Available



36' Clear Height



37 Trailer Parking

Spec Office Space	1,792 SF
Car Parking	±140 spaces
Drive-In Door	1
Building Depth	284'
Column Spacing	52' x 56' w/ 60' Speed Bays
Dock Doors	±19 (Expand to 37)
Electric	1200 Amp, 480V 3-phase
Floor Slab	7" Non-reinforced Concrete, 4,000 PSI
Truck Court	130' (185' with Trailer Parking)
Lighting	LED with Motion Sensors, 30 FC Average; Measured at 30" AFF
Construction	100% Tilt Up Concrete
Sprinkler System	ESFR
HVAC	50° at ASHRAE Minimum per Region, 0.25 AC/HR

INSIDE LOOK

1615 PIEDMONT COMMERCE DRIVE
±193,241 SF

